

NETHERLANDS PHILATELY



JOURNAL of the American Society for Netherlands Philately

Volume **12** / **2**

ASN P



A non-profit organization registered
in the State of Illinois

Netherlands Philately

THE JOURNAL OF THE AMERICAN SOCIETY FOR NETHERLANDS
PHILATELY

Volume 12, Number 2

Founded 1975 by Paul E. van Reyen

December 1987

Editorial Board

Frank W. Julsen
Laurence H. Rehm
Dr. F.H.A. Rummens
C. Slofstra

Board of Governors

E. Matthews, Oakville, Ontario
Dr. Fred I. Reed, New York
Cees Slofstra, Eindhoven
Frank W. Julsen, Arizona

President

Reinder van Heuveln
3905 Midlothian Pike
Richmond, VA 23224

Vice President

Laurence H. Rehm
1734 Leisure World
Mesa, AZ 85206

Corresponding Secretary

Marinus Quist
124 Country Club Drive
Covington, LA 70433

Treasurer

Membership Secretary

Harold F. MacDonald
2354 Roan Lane
Walnut Creek, CA 94596

Journal Staff

Editor, Paul E. van Reyen
P.O. Box 555
Montclair, NJ 07042
Dr. F.H.A. Rummens
Composition, Jan Enthoven
Distribution, Dennis Finegan

Newsletter Editor

Frans H.A. Rummens
94 Munroe Place
Regina Sask
S4S 4P7 Canada

Librarian

Bookstore Manager

Fernand H. Mollenkramer
6301 Downey Avenue
Long Beach, CA 90805

Advertising Manager

Paul E. van Reyen
P.O. Box 555
Montclair, NJ 07042

British Representative

Richard Wheatley
"Weltevreden"
7 Manor Croft
Whitkirk, Leeds LS15 9BW
England

From the Editor:

After the disappointing performance with the September journal, you have probably wandered: What next ...

Well, here you see it: the December journal, just a few days late, and filled with exciting articles with a nice "mix", that is, spread over different areas of interest.

First we have the translation of an article on the *Cour Permanente* stamps of the Netherlands by our Dutch Governor, Mr. C. Slofstra. Our find of two faked *Cour* stamps, described earlier in *Netherlands Philately*, intrigued our Governor so much that he decided to do some research.

Second, we received permission from Mr. P. Bulterman to translate and publish the section in his book on Netherlands Indies postal history dealing with the straight-line cancellations. We do thank Mr. Bulterman, and hope you enjoy it.

Then we have a "Coil Corner" by our Vice-President, Mr. Larry Rehm, who, as you all know, also supplies us with the photos and illustrations in our journal.

A rather remarkable stamp of Surinam prompted an article on "soft paper" used in the "Colonies" at the end of the last century and the beginning of this one. As you will see, we need more information on this subject.

Our indefatigable Newsletter Editor, Dr. Frans Rummens, has supplied the usual "Trend," and a number of exhaustive book reviews. We hope that these will make you write a letter to our Bookstore, under the able management of Fernand Möllenkramer.

Our March issue is almost completed as far as the articles go: Something on the 10 cent overprint of Surinam of 1898; a "Great Men" installment on musicians, etc.

Table of Contents

The Official Stamps for the International		Book Reviews	45
Court of Justice of 1934-38 and 1940.	30	The Stationery Column	48
Straight-Line Cancels	33	The PTT Aerogrammes	49
The Surinam 10 ct King William III	41	Thinking out Loud	51
Trend: The Bogus Stamps	43	Rectification and Notice	52
Coil Corner	45		

Netherlands Philately is published quarterly by the American Society for Netherlands Philately.

©Copyright 1987, the American Society for Netherlands Philately.

(Opinions expressed in the various articles in this journal are those of the writers and not necessarily endorsed by ASN P or this journal.)

ASN P is Affiliate No. 60 of APS.

Advertising rates are \$80 for a full page, \$45 for a half page and \$25 for a quarter page.

The Official Stamps for the International Court of Justice of 1934-38 and 1940

by: C. Slofstra

The Dutch version of this article appeared in the March 1986 issue of the *Maandblad*, pages 173-175. We thank the Editor of the *Maandblad* for permission to publish the English translation.



Fig. 1. The overprint *COUR PERMANENTE DE JUSTICE INTERNATIONALE* on the 7 1/2 cent value of the 1940 emission. Using a red filter the picture of the original stamp has almost disappeared, making the overprint better visible.

For the preparation of the Dutch official stamps for the Permanent Court of Justice which appeared from 1934 to 1938 and in 1940, regular permanent stamps were used.

In the first set it concerned the 1 1/2 and 2 1/2 cent values of the "flying dove" set of Chris Lebeau; the 7 1/2, 12 1/2, 15 and 30 cent values of the Veth series of 1926-1939. For a second value of 12 1/2 cent the so-called "Peace" stamp of 1933 was used. For the official set of 1940 the 7 1/2, 12 1/2, 15 and 30 cent of the Van Konijnenburg series were used.

The pertinent official stamps came about by overprinting the above-mentioned values with the text *Cour Permanente de Justice Internationale*, in which the letters printed in gold were spread quite regularly over an almost square surface of about 15 by 15 mm (see Fig. 1).

Composition Problems

The magazine "De Philatelist" in its February 1934 edition was not very complimentary about the composition of this overprint. However, when one looks at the various proof overprints of the text, one soon comes to the conclusion that the chosen overprint is the best version. From the various proofs of the overprint it becomes clear that the problems with filling the surface were caused by the little word "DE" in between the other, longer words. Finally a compromise was found by placing the two letters which made up this little word vertically between the other, horizontally placed words. Through this "trick" a regular division of the letters within the available space was accomplished (see Figs 2a-g).



Fig. 2 a and b. Pen and ink drawings on two stamps; c, d, e, and f. Unapproved overprints; g. Approved overprint.

Printing Forms and Printing

At the time the firm of Enschede and Sons at Haarlem issued the following clarification (see: *Nederlandsch Maandblad voor Philatelie*, June 1943):

The overprints are done in letterpress. The printing material is based on one original cliché of which one hundred duplicates were galvanically produced. The following method is used: the original cliché is pressed into a plastic material (wax). The thus formed matrix is hung in a galvanic copper bath, and serves as the cathode for the growing of a copper galvano (the wax imprint, the matrix, is covered with a thin layer of graphite and receives a thin layer of copper in

the galvanic bath, which is a duplicate of the original cliché). In this way one hundred duplicates were obtained, which were combined into one printing form. Through various reasons, for instance, temperature differences, the plastic material can "work" so that this (the wax imprint) not always keeps the same dimensions and thus the copper galvanoes also differ in size.

at The Hague. Per set 69 cents had to be paid. From January 5, 1938, when the peace stamp was already replaced by the 12 1/2 cent Veth type, the two 12 1/2 cent values and the 3 cent value in perforation 13 1/2:12 3/4 could also be ordered separately.

The various values of the first Court set became available as follows (see Table 1):

More than One Form

That indeed differences in dimensions of the overprints occur can be seen in a block of four with overprint. The lengths of the line D JUSTIOE are (in millimeters):

15.0 14.5
14.8 14.6

Although it is nowhere mentioned in the literature, there must already in 1934 have been more than one printing form, probably made up of the same one hundred clichés. For, the dimensions of the "peace stamp" differ not inconsiderably from those of the other stamps. For the second printing on the set of 1940 a totally new printing form was made with new clichés. The reason for this was that the old overprint form showed one error (INTERNATIONALF) and furthermore was quite worn. This second printing shows an overprint with more open letters than was visible in the first printing.

Gold Dust

How the overprint in letterpress was done can be read once again in the Nederlandsch Maandblad voor Philatelie. In the volume for 1934 we read on page 51 the following:

The overprint was first applied to the stamp with an orange-yellow ink with special characteristics (sticky), after which the surface of the sheets of paper was lightly covered with gold dust; the small parts of the gold dust adhered in this way to the sticky surface. Seen through a microscope with stronger magnification, the gold dust parts show up as miniature fragments of plates of gold ...

Details of the Emission of the First Set

It is a well-known fact that these official stamps were not supplied to the International Court of Justice in unused state. The Court took its mail unfranked to the post office of The Hague, where the franking and canceling took place. The stamps therefore get the character of accounting stamps. The earliest date of franking with these stamps is January 15, 1934. Starting January 20, 1934, the Court stamps, canceled and originally only in a complete set, were supplied to the philatelic window

Table 1

Value	Date	Supplied	Total
1 1/2 ct	1-15-34	1078 half sheets of 100	107,800
2 1/2 ct	1-15-34	1066 half sheets of 100	106,600
7 1/2 ct	1-15-34	330 quarter sheets of 50	16,500
	2	34 476 quarter sheets of 50	23,800
	2- 1-36	716 quarter sheets of 50	35,800
	1-15-34	734 quarter sheets of 50	36,700
12 1/2ct peace stamp	2-1-36	722 quarter sheets of 50	36,100
15 cent	1-15-34	253 quarter sheets of 50	12,650
	2- 3-34	590 quarter sheets of 50	29,500
	2-18-37	770 quarter sheets of 50	38,500
30 cent	1-15-34	328 quarter sheets of 50	16,450
	2- 3-34	490 quarter sheets of 50	24,500
	2-18-37	795 quarter sheets of 50	39,750
12 1/2 ct Veth type	1- 1-38	778 quarter sheets of 50	38,900
	3	39 570 quarter sheets of 50	28,500

Although most stamps (as the break-down shows) were delivered in quarter sheets of 50 stamps we may assume that the overprint took place on half sheets of 100 stamps. A later to be described error is found on position 20 or position 120 of the sheet. If the overprints were done on quarter sheets of 50 we would have found the error also on position 70 and 170 of the original sheet of 200 stamps.

The overprinted half sheets of 100 were obviously after printing divided in two part sheets of 50 stamps.

Details of the Emission of the Second Set

The second set of Permanent Court of Justice stamps was originally delivered on March 14, 1940 in half sheets of 100 stamps. When the error in the overprint was discovered and it was also found that the printing plate showed wear, a second printing of this emission was realized on May 6, 1940, employing a newly constructed overprint plate. The totals delivered of both printings are found in Table 2.

The Special Catalog of the NVPH states that 50,800 sets (of which 10,000 canceled) were sold. The rest might have been used by the Court of Justice.

With the distribution of these stamps a remarkable thing occurred.

We already mentioned that after the discovery of the wear and the error a second printing was realized. The remaining values of the first printing of the 1940 emission were then recalled and the stamps with a

better overprint were substituted.

Table 2

Value	Date	Delivered	Total
7 1/2 ct	3-14-40	318 half sheets of 100	31,800
	5- 6-40	338 half sheets of 100	33,800
12 1/2 ct	3-14-40	326 half sheets of 100	32,600
	5- 6-40	340 half sheets of 100	34,000
15 cent	3-14-40	340 half sheets of 100	34,000
	5- 6-40	345 half sheets of 100	34,500
30 cent	3-14-40	331 half sheets of 100	33,100
	5- 6-40	340 half sheets of 100	34,000

All this would not have caused too many problems; the total supply was concentrated at one point: the post office at The Hague.

However, when it was found that public interest in these stamps was much higher than was anticipated, the remaining supply of the first printing was relinquished to the philatelic window at The Hague by the Controller at Haarlem.

Hence it is possible that on the first printing of the stamps with the error NATIONALF a cancel 30 IX 1940 was placed, while the second printing was already introduced 6 V 1940.



Fig. 3. The overprint error NATIONALF on the 12 1/2 cent value of the first Court issue. This overprint error most likely occurred during the printing of this value.

Variations and Varieties

Already several times the printing error NATIONALF was mentioned. This occurs as well on the last stamp of the 1934-1938 emission, the 12 1/2 cent Veth type, as on all stamps of the 1940 emission (see Fig. 3). Going through the auction catalogues of the last ten years of the firms Van Dieten, the Nederlandsche Postzegelverliefing and Rietdijk it appeared that as far as the Veth type 12 1/2 cent was pictured, these stamps were found only next to counting numbers 9 or 19. Other counting numbers next to the printing errors did not at all occur. This makes it very probable that this value too was overprinted in half sheets of 100, although only quarter sheets of 50 were delivered by the printing plant.

We find the overprint INTERNATIONALF on the emission of 1940 only next to the already mentioned



Fig. 4. The variety GENT on the 12 1/2 cent value of the 1940 emission. This variety also occurs on the regular stamp.

counting numbers. A second, well-known variety in these Court stamps is the occurrence of the plate fault GENT on the 12 1/2 cent value of the 1940 emission (see Fig. 4). This variety also occurs on the original stamp of the Van Konijnenburg set, as well as on the imperforated stamp (in retouched form).

A less well-known variation occurs with the 7 1/2 cent value of the 1940 set (see Fig. 5). Already in the *Nederlandsch Maandblad voor Philatelie* of 1941, page 160, it is mentioned that in the first printing of this stamp a variation is found on the second to last vertical row.

The variation consists of the lack of the letters at the right-hand side, completely or partially. Thus there are overprints that show a text:

COUR PE
MANENTI
D JUSTICI
E INTEP
NATIONALI or NATIONA



Fig. 5. On the 7 1/2 cent value of the second Court issue a remarkable variation shows up. On some sheets the ninth vertical column is damaged in such a way that the last letters of the five overprint lines are damaged or lack completely. For clarity this photo was also prepared with a red filter.

Sometimes the hyphen behind INTER has disappeared. This occurs in all four values of the set. To be complete it should be mentioned that the 30 cent value of the 1934 emission occurs in two perforations, to wit comb perf. 12 1/2 (the older) and the later comb perf. 13 1/2:12 3/4.



Afterword

It is known that counterfeits of this overprint exist.

These are best recognized by the structure of the gold overprint. Small variations in the size of the overprint are also found on the real overprints, so these are not a good criterion. A proof of having to do with real overprints is the occurrence of miniature pieces of gold which are spread over the entire stamp surface. This is a direct result of the printing process used.

The author gladly expresses his appreciation for the help Mrs. Tamboer of the Service of Stamps and Postal Stationery at Haarlem provided in preparing this article.

Afterword of the Editor: We are happy to show here some unknown proofs of a new set of International Court of Justice Stamps with the portrait of Queen Wilhelmina, prepared by Sem Hartz.



STRAIGHT-LINE CANCELS

by: P.R. Bulterman

This is the English translation of the section on "Naam- of Langstempels" (pages 59-65) and "Haltestempels" (pages 67-75) from P.R. Bulterman, *Poststempels Nederlands-Indië: 1864-1950*, Deventer: Davo B.V., 1981). We like to express our appreciation to Mr. Bulterman for his permission to publish this translation in our journal. Translation by Paul E. van Reyen.

Subsidiary Post Offices

Period: 1864 to 1912

Color

1864 to 1874 red

1874 to 1912 black, according to postal order (art. 274)

Red, blue, violet (purple) or bluish green occur frequently after 1874, possibly because of the following reasons:

- The postal service did not provide stamp pads or ink to these offices
- The offices of 1874 still had their red ink
- To make the red ink personally was easy, according to a well-known recipe, that is, red lead powder (menie) in oil

- In the smaller communities the postal personnel were depending on the ubiquitous Chinese merchants to buy ink. The Chinese themselves always used red ink, which they made according to their own recipe.


Between 1874 and 1880 many offices use red.

Between 1880 and 1890 very few offices use red.

Between 1890 and 1900 red was seldom used.

Usage

1864-1878 on the back of covers (on stamps RR, see cancel FRANCO). In 1874 postcards became available. Above the word "Briefkaart" the straight-line cancel was to be placed, and the imprinted stamp was to be canceled with FRANCO.



Cover with Fort van der Capellen in top center. The stamp is canceled by the post office at Padangpandjang, according to regulations.

After 1878 the FRANCO cancel is largely abandoned, and the stamp impression is sometimes canceled with the straight-line cancel. Most of the time the imprinted stamp is left blank so that, according to regulations, the post office could cancel it with its office cancel (Article 1, sub 81: (1/11/1878))

1878-1890 normal covers. As the FRANCO cancel disappears, the stamps are canceled with the straight-line cancel.

1890-1912 No more FRANCO cancel. All stamps are canceled with the straight-line cancel.

(From 1864 to 1912, stamps were again canceled by the post office, except for correspondence between two subsidiary post offices with a direct connection)

The straight-line cancel was used as arrival cancel and on pieces destined for further transport (en passe). For covers on the back and for postcards on the front.

Subsidiary Post Offices (Hulppostkantoren)

Type L

1 1864-1871 Small letters without frame. To all subsidiary post offices in 1864.

L1

KLATTEN

Type M

2 1871-1879 Large letters in rectangular frame. To all the newly opened subsidiary post offices in that period, of which in 1873 there were already 40.

M2

PRIAMAN

Type L

3 1879-1912 Various types of letters and formats without frame. To all subsidiary post offices newly opened in that period.

L3

PORRONG

Exceptions to M

- 4 a. Circular: Goendih and Moeara Djawa
- b. Oval: Djeboes and Keboemen
- c. Rectangular with diagonal corners: in Sumatra: Baros, Boeding, Dindang, Penjaboengan, Sidjoengdjoeng and Taloe

BAROS

M4c

- d. Rectangular frame: 1874 Buitenzorg, possibly a secondary cancel for their post office. Only known on post cards of 5 cent.
- e. Rectangular frame: 1875 Padang Sidempoean, a post office. Used because the regular date cancel was not yet available.
- f. Rectangular frame: 1909 known from 10 offices, with wide frame and fat letters: Bangli, Bangko, Batoeradja, Hajoep, Loewoek, Mallil, Pengalengan, Perbaengan, Rondeng and Sawangtoengkoe.
- g. Rectangular frame: 1883-1896, type of train-stop cancel used at subsidiary post offices.

Hajoep

M4f

Explanation for type 4g:

The postal administration did not distinguish between train-stop cancels and subsidiary post office cancels for various offices in the period 1883-1896. Especially when a train stop was promoted to a subsidiary post office.

Only a complete piece will show by the date whether it concerns a train stop or a subsidiary post office.

Possibilities for the issuing of a straight-line cancel in the form of a train-stop cancel are:

- (1) that the PTT did not want to make a distinction between subsidiary post office and train stop in regard to the type of cancel.
- (2) that in certain places the subsidiary post office was also found in the train-stop office.
- (3) that in those places a subsidiary post office and a train stop with postal services were found.



Incomplete straight-line of Parongkoeda, used as a sub-post office cancel. See also P. R. Bulterman, Pp. 62-63.

Since possibility (3) is dubious, the list of offices in the back of the book was made with (1) and (2) in mind, and is the subsidiary post office mentioned.

Examples: Emmahaven, Lawang, Ngandjoek, Tangerang, Tjibadak, tjimahi, Parongkoeda, Rangkasbetoeng and Wonogiri.

General Information

- After 1871 many offices received a second or possibly also a third cancel to replace the old one. The model of this cancel could differ from the one used earlier.
- Some offices used a pen to put a date next to their straight-line cancel; sometimes use was made of a date stamp with loose numerals. Since these offices did not usually do this all the time, and were not required to, these are not mentioned

separately.

- The straight-line cancel was supplied to all offices until 1895. After that date subsidiary post offices received sometimes the square-circle and later the large circle cancels.
- In 1912 for the last time straight-line cancels were sent to offices in Balige and Brambanan.

List of Offices Type L1 (only in Java and Madura)

Ambal	Meester Cornelis
Bandjarnegara	Modjokerto
Bangkalan	Oenarang
Bawen	Onrust (1868)
Blitar	Pandeglang
Blora	Pemalang
Bodjonegoro	Poerbolinggo
Bojolalie	Poerwodadi
Bondowoso	Ponorogo
Demak	Rangkasbetoeng
Indramajoe	Sambas ?
Japara	Sidhoardjo
Keboemen	Sitoebondo
Klatten	Sumenap
Koedoes	Tangerang
Krawang	Tjeriengien
Loemadjang	Tjiamis
Madjalengka	Toelongagoong
Malang	Wonosobo
Manondjaja	

List of Offices Type M2 (Not listed are new cancels for offices mentioned under L1)

Amontai	Magetan
Balangnipa	Mangoenredja
Bangil	Maros
Batang	Martapoera
Bengkalis ?	Montrado ?
Berbek	Pajakombo
Boeleleng	Pantie
Bonthain	Pelantoengan
Brebes	Penjaboengan
Bringin ?	Poerwokerto
Djoewana	Priaman
F.v.d. Capellen	Sampang
Garoet	Sidajoe
Goendih	Sindanglaya
Gorontalo	Sintang
Kajoetanam	Soekaboemi
Karanganjer	Solok
Kedongdjatie	Sragen
Kema	Tasikmelaya
Koeningan	Tebingtinggi
Koetei	Temangoeng
Koetoardjo	Tjitjalengka
Kraksään	Toentang
Lahat	Wonogiri
Lamongan	

Offices with ? have not been found yet.

TRAIN-STOP CANCELS

The railroads in the Netherlands Indies knew three kinds of stops, namely stations, "halts" and stops. Only at the first two might postal facilities be available. These were the so-called "halts with postal services," as explained further under "Usage."

Stations

These were found in large towns so that in the same place there usually was also a post office or a sub-post office. Usually there were then no postal facilities at the stations. An exception was Maos (in Java) which had besides a post office also a facility at the station from 1887 to 1908.



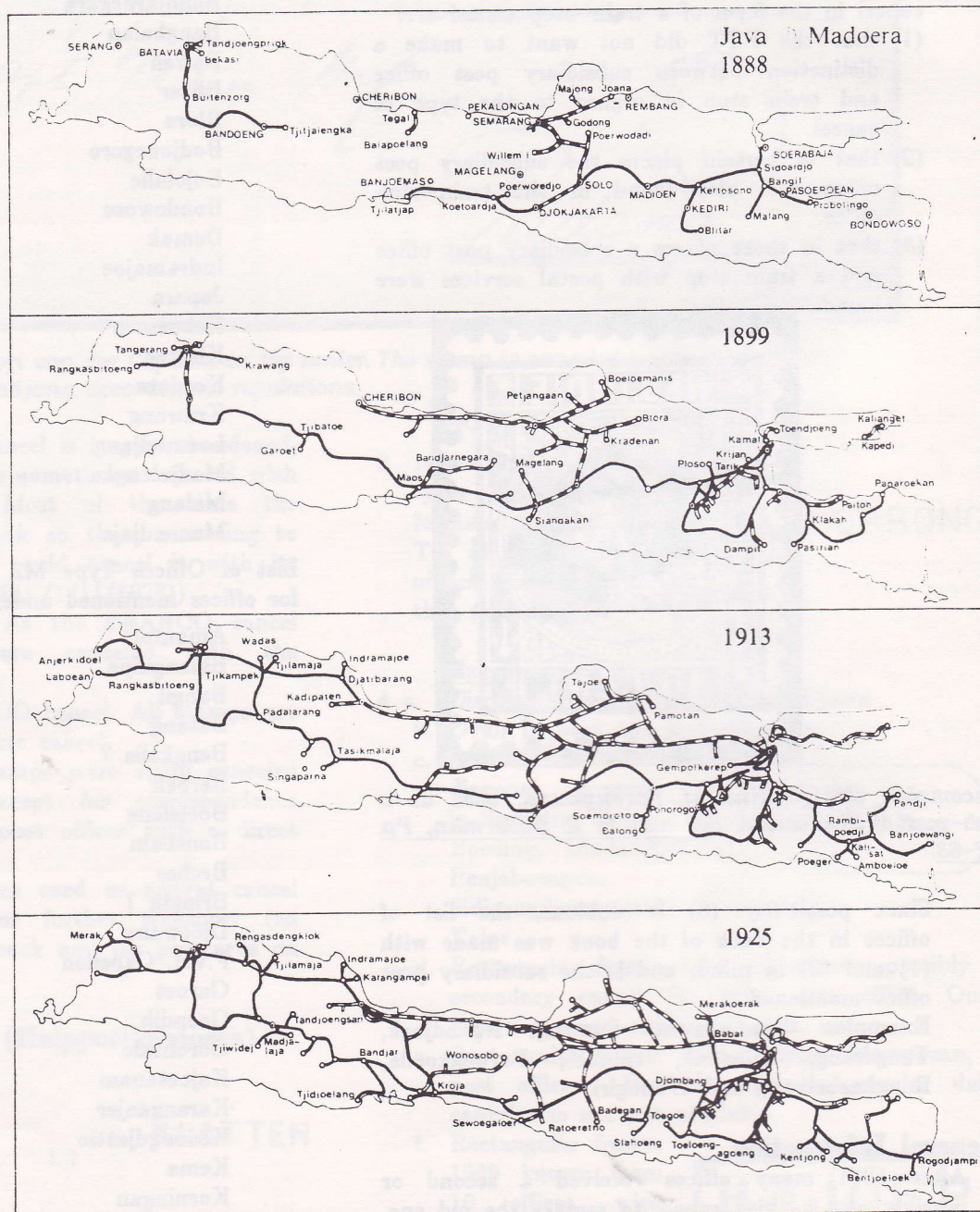
Incomplete straight-line of (FAK)FAK in New Guinea



Double impression, making up MEULABOH in N. Sumatra



Complete straight-line PADANGAN in East Java



- Legend.
- Particuliere lijnen
 - Staatslijnen
 - Standplaats Resident
 - Voornaamste plaatsen

Halts

Viewed postally the function of these differed considerably among each other, and also changed occasionally (from one to another and then perhaps back again). Among other reasons can be found that the railroads were not all under state control, but partially privately owned. If at a "halt" there was a post or sub-post office in the place, there was no postal facility at the "halt" itself. It occurred though that "halts" with a postal facility were promoted to sub-post office, after which the sub-post office was found in the same building as the "halt."



Complete straight-line TJITJOEROENG in W. Java

Stops

At a place with a "stop" there was never a postal facility. Likewise the trains did not always stop there (sometimes only on Sundays). Mail in a mailbag could be picked up and delivered by a moving train (between Batavia and Sourabaya) if this train had a special pick-up hook (pictured in the book). A postal facility was never provided, however.

In the course of time the status of some places changed, for instance from "stop" to "halt," or vice versa. This was accompanied by the disappearance or appearance of train-stop cancels.

From the above it becomes clear that a complete overview of the "halts with postal facilities" that ever functioned would be vast and complicated. As the documentation for the period before 1941 is limited, and there is none for the period after 1941, and also because the number of covers with train-stop cancels is scarce, it follows that only a very incomplete list of train-stop cancels could be prepared.

From 1-1-1883 to 1890 only stops of the State Railway on Java with postal facilities.

SSWL = State Railway Western Lines (including tram or trolley cars around Bandoeng, Krawang and East Preanger)

SSOL = State Railway Eastern Lines (including tram or trolley cars around Madioen, Sourabaya and East Java)

From 1890 the following private companies or lines were added to the train-stop postal services or absorbed by the State Railway:

1890 - Deli Railroad Co. (in Sumatra)

- 1890 - Java Railroad Co.
- 1895 - B.O.S.= Batavia East R.R. Co.
- 1895 - N.I.S.= Netherlands Indies R.R. Co., only on the line Batavia-Buitenzorg
- 1895 - S.J.S.= Semarang Joana R.R. Co.
- 1901 - M.S.M.= Madoera Steam Tram Co.
- 1904 - S.O.S.= Semarang-Oheribon Steam Tram Co. (1904?)
- 1906 - S.S.S.= State R.R. Sumatra

The stops of the private companies must have functioned differently from those of the State Railway, because of the latter most stops are known to have had rail-stop cancels (except those from Sumatra), but from the private companies a large number of stops is unknown to have had cancels.

Total number of stops on 1-1-1883: 46. In 1900: 270. In 1929: 396. In 1941: 316. From 1942 up to and including 1947 train-stop cancels were used under the Japanese occupation and republican rule, but little is known about this usage.

Period

1-1-1883 to 1947

Color

Blue, purple, bluish green and black



Almost complete straight-line TJILEGON in West Java, and a complete straight-line KWALA in North Sumatra (If the last A had been closer to the edge, it might also have been either Kwalakapoas or Kwalakoeroen)

Usage

Departure and arrival cancel at the stops of the railroads in Java and Sumatra. At each of these stops a mailbox was provided for the public, and stamps and postal stationery were available in limited supply, only those values that were the most used in that period. Registered letters and special delivery as well as postal money orders were not accepted.

Mail destined for addresses nearby the stop were not delivered but had to be picked up.

For registered pieces, etc. the addressee got notified by the nearest post office or sub-post office that the piece could be picked up at that office.

The mailbox was emptied by the station master 30 minutes before arrival of the train and mail destined for the direction the train traveled was canceled. Mail

for the opposite direction was redeposited in the mailbox.

Particulars

From 1883 to 1912 in the period that subsidiary post offices had straight-line cancels, almost all train-stop places had a frame around the name (also after 1912).

The train-stop cancels in frame from 1883 to 1947 were seldom uniform in format and in the course of time they became ever larger, from 5, 7, 9, 12 to sometimes 17 mm high.

Type H

1. Rectangular, 1883-1947, also with rounded corners. 1
2. Without frame, only a few cancels known (among others Pradjekan)
3. Oval, in 1887 Sroeweng, and in 1895 after the state took over the N.I.S. line Batavia-Buitenzorg the stops: 3
Delangoe, Bodjonggedeh, Gedong Galar (becomes ca. 1938 Kedoeng Galar), Goendih, Salem, Srowot and Telawa.
- 4 a. Addition of SS or NIS, with or without frame 4a

AWIPARI

BODJONG-GEDEH

MOENTILAN S.S.

DJATIRAGAS 277

- b. Addition of number, possibly train-stop number.

Various Information

As with the straight-line cancels, sometimes a date stamp was also used, although not always during the entire period of use of that particular cancel, probably an initiative of the stop official.

Exception: Kalisetail, four-line cancel with a.o. the number of the train.

Java and Madoera

As far as is known the first year of use is mentioned (1916 is not sure). This year of first use is meant for the State Railway; some train-stops on the private lines had already been added to the postal service earlier.

Amboeloc		Ardjowinangoen	1916
Angkee	1899	Awipari	1894
Anjerkidoel	1916	Babadan	1883
Anjerlor	1900	Babakanlor	1906
Antjol	1904	Badegan tr.	1883
Ardjoso/Ardjasa	1897	Bagor	1883

Bajeman/Baijeman	1884	Gardoe	1917
Bajongbong		Garoem	1896
Balo(e)ng tr.	1904	Gawok	
Balongsendo tr.		Gedangan	1883
Bandjar	1894-1910	Gedehbageh	1884
Bandjaran tr.		G(K)edoenggedeh	1898
Bandjarsari tr.		G(K)edonggalar	1884
Bandoeng tr.		Gempol(kerep)	1910
Bangilan	1919	Geneng	1883
Bangodoewa	1916	Glenmore	1913
Bangsai	1888	Goebing (Goebeng)	1883
Bangsalsari	1897	Goemilir	1887
Banjoewangi-Haven		Goenoenggangsir	1883
	1903-1904	Goeroekmas tr.	
Barat	1916	Gondangleol	
Baron	1883	Gombang	1887-1890
Batoetoelis	1883	Grati(e)	1884
Bekassi	1898	Grobongan tr.	1896
Bendo	1884	Groedjoegan	1897
Bendoel	1906	Grompol	1884
Benowo	1915	Idjoe	1887
Bentjoelock tr.		Hoeargeulis	1916
Bloeboek tr.		Indehiang	1882
Blimbing	1901	Josowilangoen tr	
Bodjong	1894	Kabat	1903
Bodjonggedeh	1913	Kaboeh tr.	
Boedoeran	1888	Kadoekatang	1906
Boekitdoeri	1914	Kadokangaboes	1916
Boetoch	1887	Kalibagor	1900
Boewek	1897	Kalibaroe	1903
Boharan	1897	Kaliboto	1904-1908
Bojolangoe tr.		Kalideres	1899
Bonosare	1900	Kalimas	1886
Bowerno	1903	Kalimenoer	1887
Brambanan	1895	Kalioso	1895
Dadapan	1903	Kalipoetjang tr.	
Dajeukolot tr.		Kalisat	1897
Dawoean	1903	Kalisetail	1905
Delangoe	1895	Kaliwates	1897
Delopo		Kaliwedi	1916
Depok	1913	Kamboengan tr.	
Djamboe	1900	Kamodjan	
Djambon	1915	Kanigoro tr.	1907
Djati	1895	Karah	1898
Djatibarang	1916	Karanganjer ?	
Djatigaras tr.		Karangampel tr.	
Djatirot(t)o	1908	Karangantoe	1900
Djatisari tr.		Karangenda	
Djenar	1887	Karangandoel	1916
Djeneponto		Karangandri	1900
Djeroeklegi	1894	Karangpoetjoeng	1908
Djetis tr.	1907-1916	Karangsari	1916
Djakakarta (NIS)		Karangsawoeng S.S.	
Djombang	1883-1886		1916
Djorongan	1916	Karantengah	1883
Gandasoli	1883	Kasoegihan	
Gandroenmangoen	1898	Kasianlor tr.	
Gang Solitude	1898-1916	Kawoenganten	1894
Garahan	1903	Keb(m)ajoran	1899

Kabasen	1916	Lentengagoeng	1913	Paroengpandjang	1899	Sidaijoe ?	
Kebonromo	1884	Letjes	1895	Paron	1883	Sidaredja	1894
Kedingding	1897	Leuwigoöng	1890	Pasirdjenkol	1890	Sikampoeh	1897
Kedoenpring tr.		Limbangan		Pasirhajam	1890	Sindanglaet S.S.	1916
Kedongbanteng	1884	Linggapoera	1917	Pasirian	1896	Singaparna tr.	1916
Kedoengdang	1887	Loewoeng	1916	Passarminggoe	1913	Singodjoeroeh	1903
Kedoengloerah tr.		Loewoenggadja	1918	Pataroeman tr.		Singosari ?	1883
Kedoenggedeh	1895	Madja	1899	Patoekan	1887	Slahoeng tr.	
K(G)edonggalar	1884	Madjalaja tr.		Pegadenbaroe	1916	Sodong	1906
Kedokangaboës		Malangkottalama	1902	Penindjawan		Soedimara	1900
Kesoegihan	1887	Malasan	1895	Perning tr.	1909	Soekamandi	
Kemiri	1884	Maleber	1884	Pesing	1901	Soekamelang	1914
Kempit	1903	Mangli	1897	Peterongan	1883	Soekarame	
Kemrandjen	1887	Mangoe		Petoeng	1902	Soekarasi	1902
Kepandjen	1896	Margasari	1916	Plered	1906	Soekowono	1897
Kepoeh	1898	Maros	1887-1908	Poerwosari	1883	Soekodono tr.	1896
Kertasemaja	1916	Masaran	1905	Poerwodadi ?	1883	Soekomoro	1883
Kertosono ?	1883	Masing/Masseng	1883	Poetjoek	1917	Soekoredjo	1883
Kesamben	1897	Maswati	1906	Poetrappingan tr.		Soemari	1903
Kesek		Melangbong	1892	Pogadji(h)	1897	Soemberbaroe	1897
Kesoegihan	1887	Meloewoeng	1894	Pondoktjina	1913	Soembergenpol	1884
Ketangoenganwest	1916	Menes ?	1906	Porrong ?	1883	Soemberkolak	1897
Klakah	1895	Merak	1914	Pradjekan	1897	Soemberpoetjoeng	1897
Klari	1903	Mingiran	1883	Prambon ?	1883	Soemberredjo	1903
Klender	1898	Mlilir	1909	Premboen	1887	Soemberwadoeng	
Koemoendoeng	1897	Modjosari		Pringkasap	1916	Soemberwates	1915
Koetai tadji		Modjosragen	1884	Prins Hendrik	1901	Soemlaran	1915
Koetoadjo	1887	Moedjoer	1896	Proepoek		Soemobito	1888
Koetowinangoen	1887	Moentilan	1887	Radjamandala	1892	Soemoroto tr.	1907
Kosambi	1903	Mrawan	1903	Radjapolah	1892	Soempioeh	1887
Kotapadan		Nagrek	1890	Rambipoetji	1897	Socrabaja Goebeng	1900
Kottok	1897	Nangkaän	1901	Randegan	1916	Soesoehan	1883
Kradenan		Ngadiloeweh	1883	Randoeagoeng	1897	Sok(k)a	1887
Krandji	1898	Ngandjoek ?	1883	Randoeblatoeng	1903	Solo S.S.	
Kras	1883	Ngebroek	1897	Rangkasbetoeng	1899	Songgom	1916
Kraton	1883	Ngimbang tr.		Ranoejoso	1895	Sragen ?	1884
Krawang	1908	Ngoedjang	1883	Rantjaek	1884	Schroeweng	1887
Krentjeng		Ngoeling	1884	Redjoso	1884	Srojo	1917
Kretek	1917	Ngoenoet	1884	Redjotongan	1884	Srono tr.	
Krian	1897	Notog	1916	Rendeh	1906	Srowot	1895
Krikilan	1908	Paboearan	1916	Rengasbandoeng	1902	Tagogapoe	1884
Kroja	1887	Padaherang tr.		Rengasdenklok	1919	Tajoe S.J.S.	1900
Laboëan	1906	Padalarang	1884	Rewoeloe	1887	Taloen	1896
Laboëan Badjo		Padangan	1903	Roenkang	1918	Tamanan	1897
Labroek tr.	1907	Pagadji		Rogodjampi	1903	Tambak	1890
Lamnga		Pagottan tr.	1907	Sadang	1903	Tambon	1895
Lamongan ?	1903	Pakisadji	1896	Saketi		Tanahabang	1899
Lampegan	1883	Pakoentjen	1916	Salemba	1904	Tanahdjombong	
Lang(g)en	1897	Palmerah	1899	Saradan	1883		1899-1900
Larangan	1916	Paloer	1884	Sasaksaät	1906	Tandes	1915
Lawang ?	1883	Panaroekan	1897	Sedajoe	1887	Tandjoengrasa	1916
Lebakdjero	1906	Pandanan	1917	Seladjambe	1884	Tangarang	1897
Lebasen		Pandeglang	1906	Semboeng	1883	becomes Tangsil	1901
Lebeng	1902	Pangandaran		Sempolan	1903	Tangerang ?	1899
Ledokombo	1903	Pandji	1906	Sendang		Tangoel	1897
Legok		Panoenggalan	1918	Sengon (Sington)	1883	Tangoeng	1895
Leles	1890	Papar	1883	Sentolo	1887	Tangoelangan	1883
Lemahabang	1898	Parigi tr.		Sepandjang	1897	Tangsil	1901
Lembak		Paro(e)ngkoeda	1883	Serpong	1899	Tapen	1897

Tapenplossa tr.		Tjibangoer	1903	Tjipat(t)at	1884	Troewoeloe	
Tarik	1883	Tjibatoc	1890	Tjipeujeum	1884	Trowek	1907
Taroengpandjang		Tjibeber	1883	Tjipeundeuj	1892	Wadas tr.	1916
Tegalsari (?)	1916	Tjiboengoer	1916	Tjipeutjang	1916	Wadoe	1917
Tekoeng tr.		Tjigading	1900	Tjipoenegara	1916	Walantaka	1900
Telagasari	1916	Tjiganea	1906	Tjipoetrapingan tr.		Walikoekoen	1884
Telawa	1895	Tjigombong	1883	Tjirandjang	1890	Wanaradja	1890
Temiang	1908	Tjihondje	1892	Tjire(u)ngas	1883	Waroe	1883
Temoegoeroeh	1903	Tjikadongdong	1906	Tjirengas—Bandoeng	1883	Waroengbandrek	1892
Tempeh	1896	Tjikampek	1903	Tjisaät	1883	Wates (Djokja)	1887
Tempel	1906	Tjikaoem	1916	Tjisaoek	1901	Weltevereden	1902
Tendjo		Tjikemboelan tr.		Tjisomang	1906	Widoeri	1903
Tenoegoeroen		Tjikeroc tr.		Tjisondarie tr.		Wilangan	1883
Terisi	1916	Tjikeusal	1900	Tjitajam	1913	Wodjo	1887
Tjakarang	1898	Tjilakoe	1883	Tjiteras	1899	Woelochan tr.	
Tjakoeng	1898	Tjilame	1906	Tjitjoeroek(g)	1883	Wonokerto	1883
Tjamis ?	1900	Tjileboet	1916	Tjoeramalang	1883	Wonokromo	1883
Tjampoerdoerat tr.		Tjilegeh		Tjojod		Wonosari	1893
Tjankring	1916	Tjilegon	1900	Tjondro tr.	1896	becomes Bonosare	
Tjaroeban	1883	Tjilongkrang		Tobo	1918		
Tjatang		Tjimahi(e)	1884	Toegoe tr.		tr. = tram or trolley	
Tjendo	1899	Tjimindi	1902	Toegoeran	1916	? = not sure this stop	
Tjepper	1895	Tjimoerah	1890	Toelangan	1883	cancel exists	
Tjepoe (?)	1903	Tjiomas		Toempang	1883	(?) not sure this is a	
Tjiawi	1892	Tjipadalarang	1884	Toentang	1895	stop cancel, as in these	
Tjibadak	1883	Tjipandjang	1906	Tondjong		places there was also a	
Tjibandjaran	1908	Tjipari(ai)	1894	Triboengan	1897	sub—post office	

Java and Sumatra, with numbers

Known are:		Batoetoelis	37	Langen	201	Paloer	379
		Kedoenggedeh	43	Sikampoeh	214	Masaran	382
Karangantoe	4	Tjikaoem	54	Anjerlor	216	Kedonggalar	387
Tjatang	10	Tambak	99	Patoeroeman	268	Natar	606
Madja	14	Sentolo	119	Djatigaras	277	Ketapang	616
Sedajoe	20	Batoetoelis	137	Tjilame	293	Toeloengboejoet	618
Soedimara	24	Pangandaran	152	Bandjaran	306	Gloembang	634
Bandjaran	30	Tjipatat	162	Pangandaran	352		

South Sumatra

Gloembang		Natar		Praboemoelih		Waij Toeba	
Ketapang		Pagergoenoeng		Peniboer			
Manggoel		Pandjang		Tjempaka			
Niroe		Penindjawan		Toeloengboejoet			

West Coast Sumatra

Baso		Koeritadji		Paoeh		Solok	
Biaro		Limbangan		Paoehkambar		Tabing	
Doekoe		Moearakalaban		Singkara			
Katjang		Naras		Sitjintjin			
Emmahaven		Padangloear		Soempoer			

Deli Company

Galang		Simpang		Perbaoengan (1890—1891)			
Loeboepakam		Arnhemia					

The Surinam 10 Ct King William III: A Detective Story

by: Paul E. van Reyen

Last September, in Vol. 11, No. 1, we ran an article on the two Surinam overprinted postage dues of 1911, by Mr. V.H.C.J. Thael. While working on the translation of this article, I was struck by the following sentence:

"The 'little crown' postage dues occur on normal paper and on soft paper. On the soft paper the lilac color of the stamps seems grayish. Perhaps there are more sheets on soft paper than on normal paper;" (page 3)

Going to my own collection I soon found that, indeed, I had a number of the original 30 and 50 ct postage dues on soft paper, (see Figs. 1 and 2). Now how to find out more before embarking on a reworking of my Surinam postage dues?



Figs. 1 and 2. Surinam 30 and 50 ct postage due on soft paper.

The Special Catalog, of course, doesn't have anything to say about this. It is only "special" in a few limited areas. Turning to what is still a gem in my collection of catalogs, the *Manual of the Stamps of Netherlands, Netherlands Indies, Curacao and Surinam* by A. Arthur Schiller and Johannes de Kruyf, I found on page 179:

"Color. The second printing of the 2 1/2 and 5 cent, in 1887, and all of the 30 and 50 cent are gray lilac and black."

An old extended catalog of the Netherlands and Colonies, edited by P.O. Korteweg, for 1935-36 (price f 0.75!) had more to say:

"Color. The 30-ct and 50-ct values appeared in a slightly different shade, as well as the later printing (issue of Nov. 23, 1887) of the 2 1/2 and 5 ct." (page 96)



Fig. 3. Surinam 5 ct postage due on soft paper.

So, if there was a second printing of the 2 1/2 and 5 cent which appeared at the same time as the 30 and 50 cent, I should be able to find some 2 1/2 and 5-ct stamps also on soft paper in my collection. Well, up to now I have found many 5 cent stamps, but not one 2 1/2 cent on soft paper (see Fig. 3).

Anybody who has read this far will wonder what all this stuff about postage dues has to do with the 10 cent King William III, as was announced in the title. Read on.

About a year ago, while this soft paper problem was uppermost in my mind, I acquired a rather funny looking stamp, a 10 cent King William III. Measuring it against all my 10-ct stamps it did not fit, so it must be the 12 1/2:12C (to keep to the established nomenclature) stamp, which I had already mint, but not used.

At this point I sent the stamp to our Dutch Governor with the request to find out what he could, but foremost, if anything had been written in the literature about this stamp (or any other definitive) having been printed on soft paper.

Mr. Slofstra, who is here once again being thanked for his efforts to solve this riddle, showed the stamp around to some Surinam collectors. Although a few were dubious, most came to the conclusion that the stamp was not fake, but as to the irregular perforation they had no comment (see Fig. 4).



Fig. 4. Surinam King William III 10 ct, perf. 12 1/2:12c, on soft paper.

So far we had some facts: some postage dues stamps were printed on soft paper in 1887, and according to Schiller and Kruyf, the 12 1/2:12C perforation appeared in 1888 (page 146). Could it be that for printing the 10 cent King William III a few sheets of soft paper got mixed up with the regular paper on which these stamps were printed?

It then seemed that perhaps Jan Dekker in his series of articles on "Haarlemse postwaardenproductie in de

negentiende eeuw" (The Haarlem production of stamps and postal stationery in the nineteenth century) in the Maandblad of 1964 and 1965, had mentioned something about soft paper. Again, Mr. Slofstra came to the rescue and sent a complete set of xeroxes to the U.S.

Unfortunately, Jan Dekker does mention soft paper, but you can decide whether it fits:

"A new method for dating stamps (the King William III issue of the Netherlands of 1872) after 1878 is the discovery that henceforth every two years bids for the delivery of paper were entertained, which gives an explanation for the varying quality...

"Here I want to point especially to the soft paper from the years 1883/1884, that together with the worn plate of the comb perforation machine 12 1/2:12B is the reason for the apparent small holes, which all too easily can be confused with the real small holes of ten years earlier....(Nov. 1964, page 518).

Since the stamps of Surinam, including the postage dues, were printed in sheets of 100, we can "translate" the figures printed for the 30 and 50 cent postage dues (28,200 and 27,400) as given by Schiller and de Kruijf to 282 sheets and 274 sheets, of which we know already that there was a mixture of soft and normal paper. The 10 cent King William III in the 12 1/2:12C perforation had a total issue of 122,000 (Schiller and de Kruijf, page 146), but I do not know where they got this figure, since even Korteweg only gives the combined figures for the two 12 1/2:12 perforations (which correspond to the figures totalled, given by Schiller and de Kruijf). As a matter of fact, this figure of 122,000 was the highest of the entire issue of 12 1/2:12C stamps, the next highest being the 15 cent with 109,693.

It seems perfectly possible to me that to make up the total number of sheets needed to print 122,000 stamps (1220 sheets), a few or even one may have been soft paper. The paper delivered every two years by different papermakers cannot possibly have been used up completely in those two years so that some soft paper from an earlier delivery may have been available in later years.

So far my "solution" to the problem. I would be more than pleased if readers who have or think they have a similar stamp printed on soft paper would contact the editor, possibly with a photo or good xerox of the stamp on a black background. Perhaps we could together get a definitive answer to the problem.

From the Special Catalog we all know that the Queen with Long Hair stamps of the Netherlands of the fourth quarter 1894 to the end of the third quarter 1895 were printed on soft paper of a

thickness of roughly .07 mm. It seemed only a question of time before stamps of the colonies would show up, printed on the same soft paper. Or, in view of the above-mentioned, at least on soft paper.

Well, in 1986 our fellow-member John Slofstra in Canada found an example of the 5 cent Netherlands Indies (NVPH No. 22), which was definitely printed on soft paper, and recently I have found an example of the 2 cent Surinam (NVPH No. 17), which also shows some characteristics of soft paper (see Figs. 5 and 6).



Fig. 5. Netherlands Indies 5 ct (NVPH No. 22) on soft paper. Fig. 6. Surinam 2 ct (NVPH No. 17) on soft paper.

Perhaps if some readers come up with more examples of stamps of the colonies of the 1890's printed on soft paper, we could set up a committee to compare the paper with that on which the Dutch stamps were printed and come to some conclusion as to when exactly this soft paper was used for the colonies. There was probably more than one printing of the 5 cent Netherlands Indies (according to Korteweg, 10,802,200 stamps were printed), but this is not so sure about the 2 cent Surinam (Korteweg's figure: 188,550). Jan Dekker, by the way, gives issue dates for the five numeral stamps of Surinam, which were taken over by the NVPH only in the heading 1890-93. The 3 cent appeared in 1890, the 1 and 5 cent in 1891, the 2 1/2 cent in 1892 and, finally, the 2 cent in 1893. Unless there was a second, later printing of the 2 cent, this date almost rules out soft paper identical to that used for the Dutch Queen Wilhelmina stamps.

So, if you have or think you have some stamps of the colonies printed on soft paper, please let me know; the more we find out about these elusive stamps, the better, especially since no literature seems to exist on paper varieties for the colonies stamps.

TREND: THE BOGUS STAMPS

or Do we want an NVPH #101 for \$2.50?

by Frans H.A. Rummens.

It was already announced in both the Journal and the Newsletter: a Dutch philatelic(?) company by the name of "Zegelkoerier" has brought onto the market 'facsimiles' of the most expensive Dutch stamps. They come in sets, but they average about \$2.50 each in price. For the knowledgeable collector they constitute no danger, since just about everything is wrong with these reprints. Some of the colors are quite a bit off. For example, the #101 1913 10 gulden is a yellowy orange, rather than the fiery orange of the true product. The perforation of the imitation is line 10 1/2, an impossible gauge for any and all of the true stamps that have been copied, except perhaps 7B-10B. Also the 'feel' of the stamps is quite wrong: they feel silky smooth, whereas the true stamps feel rather rough on both surfaces. The copies have no gum, whereas the true unused stamps all have arabic gum, which is always cracked and which gives the gummed side a rough texture. The true stamps were all produced either by engraved plate printing, or by typography; a look at the bogus ones under a magnifying glass of 5x or 8x shows that screens were used and that even monochrome stamps were printed in multicolor. This points therefore to photogravure, although offset is also a possibility.



Figure 1

Undoubtedly, many a collector will feel a little tug at the heart when looking at these pretty pieces of paper. Finally a chance to fill those 50-odd empty spaces in the album! To be honest, we feel that should anyone want to spend \$150.00 to fool himself he or she should be free to do so. Yet, we also feel that we should warn against this practice. If any number of these bogus stamps find their way into albums and therefore eventually onto the market, a

good number of gullible people are going to be victimized sometime in the future.

We have a particular reason for emphasizing the previous sentence, On the back of each of the bogus stamps is printed the word FACSIMILE. "Zegelkoerier" says that this word is printed in indelible ink. This now is patently untrue. Your Journal staffer thought he should try this out in his laboratory. Choosing a first batch of five different solvents, the results were as given in Figure 1. With four out of the five solvents, the print disappeared instantaneously; with the fifth solvent the print also dissolved, albeit much more slowly. In fact, the print will disappear with just about any solvent, except water and a few hydrophylic solvents like methanol and (ethyl) alcohol.

THEREFORE: THE ABSENCE OF THE WORD 'FACSIMILE' IS ABSOLUTELY NO TEST FOR LEGITIMACY.

Should you encounter any doubtful case, a nice test is to treat the *front* of the stamp(s) with anything like stain remover, lighter fuel or watermark fluid. Figure 2 shows the result with our five solvents. Needless to say, you would not be able to get such results with genuine stamps.



Figure 2

The five stamps pictured above are now in the ASNP reference collection, duly stamped 'forgery' with an ink that is truly indelible.

But we also ask you sincerely: please, resist the temptation and don't buy them. And should you come across any in the future, see to it that they are destroyed.

NETHERLANDS 5000-SUBJECT COILS



For a short period of time in early 1986, a second group of 5000-subject coils was made available to collectors. These coils however, did not have control numbers. This made it necessary to collect them in strips of 11, which shows that they could not have been removed from sheets (which are 10 stamps in height).

Coil Corner



As mentioned previously, one group of 5000-subject coils made available to collectors by the PTT Philatelic Service was not issued with control numbers, since the high-volume mailers did not require numbered coils.

This posed a neat problem for collectors who had been mounting their strips of coils on album pages, normally placing the customary strip of 5 in a suitable mount, with the control number on the bottom stamp displayed by folding it up against the fourth stamp in the strip (see *Netherlands Philately* Vol. 10, No. 2, p. 43).

The Philatelic Service made this unnumbered group of 5000-subject coils available to collectors in strips of 11, which was clear evidence that the strip at hand was from a roll of coil stamps and not from a sheet (which are 10 stamps in height).

These strips of 11 were for the most part over 1 1/2" long (see illustration at top of article) and therefore could not follow the normal mounting pattern. After waiting a reasonable length of time in vain for the Postumaat group (previously the Kontaktgroep) to come out with a "standard" solution to the problem, I proceeded to mount these

awkward-length strips in extended Hawid mounts as shown on the adjoining page.

Each strip is folded over between the 5th and 6th stamp, so that the blank (sans control number) back is showing at the bottom of the strip. To avoid certain disaster arising from placing the two gummed sides in contact, I interleaved with a strip of waxed paper and feel that in this dry region of the country, this safeguard will suffice. (Our humidity is usually below 25%, sometimes dropping to 5%).

Two other items: Now being published in the *Netherlands* is the first full catalogue of 5000-subject coils, compiled by Nico Druif. This is an expansion of the preliminary listing he furnished us some time ago (*Netherlands Philately* Vol. 11, No. 3, pp. 59-61).

We also understand from Newsletter Editor Frans Rummens that the Philatelic Service will shortly be making available to collectors the second group of 5000-subject coils produced in 1987. We will try to keep you informed in sufficient time on their release, either in the Newsletter or the next issue of the Journal.

LHR

BOOK REVIEWS

Catalogus Postzegels op Brief. (Stamps on cover catalogue) by H. Buitenkamp and E. Mueller. Fifth edition 1987/88, 92 pp, illust.

Published by the NVPH. ASNP price \$13.50. Code 1987-8.

This catalogue has proved very popular, so it is small wonder that again a new edition is before us. As well, the authors have managed to improve their catalogue substantially with each new edition, and the present one is no exception. New is an extensive listing of postal rates to foreign destinations. For the period 1852-1875, this is a rather complicated matter, because of the individual rate agreements with every single other nation. Europe is treated very extensively; outside Europe only rates for the three colonies are given. More detailed rate structures are tabulated for the UPU period, starting in 1875. Exceptions such as Belgium, the Axis countries in WW II and the OEPT rates after 1964 are separately given. All the above relates to surface rates: air mail rates are not given and probably never will. These air mail rates are very complicated and prone to frequent changes. There is an effort underway in the Nether-

lands by others than the present authors to produce a comprehensive air mail rate study, but that will be a (heavy) book by itself.

Another novelty in this edition is that postage dues on cover are listed for the first time. The lowest C.V. is Hfl 10.00, but more typically these pieces list between Hfl 25.00 and Hfl 100.00, even for the most recent ones of the 1947-58 issue. For quite a few, such as P27-P30 on piece, no price is given at all, meaning that the sky is the limit.

There are also many price corrections. In part, these are of the expected kind, such as for the highest values of the semi-postal sets in the 1950-70 years. Interesting also are the increases for some of the intermediate values of the same sets. Checking back, it then transpires, that occasionally there were denominations with no exact rate to match. Examples are the 20ct Summer and Child Welfare stamps of 1965, when the single letter rate was 18ct; the penny pinching Dutch just would not overfrank by 2ct, apparently.

Another interesting change is found with the "Winterhulp" stamps of 1943. In earlier editions these covers were listed at Hfl 20.00 or thereabouts. Then,

at POSTMERKEN 86, it transpired that for some of the denominations not even one single franking could be located anywhere in the Netherlands. This example tells us something about the authors of the catalogue, if nothing else. Wisely, in this new edition, no C.V.'s are given for letters with any of the stamps of this set.

Of course, all the newer issues are listed as well, up to mid-1986. It is interesting to see, that even shortly after issue, Summer stamps on piece are C.V.'ed at Hfl 1.75 to 2.25. For the Child Welfare stamps on letter, a similar trend is indicated, except for the denominations that are found in the sheetlets (the latter being sold door-to-door, almost by the millions). A single franking of such a complete sheetlet has a C.V. of around Hfl 7.50, immediately after issue, however.

Disappointing is that stamps from booklets have been left behind. The listing goes no further than 1981, although since then no fewer than *ten* new booklets have appeared. Perhaps the authors are waiting for the NVPH to clean up their cataloguing act. There is a complicating factor here, since these are the booklets with straight edges at the end, which leads to whole new classes of partially imperforated stamps and combinations. In addition, we did not find any price changes in this part of the catalogue, meaning that the authors did not do their home work here. Particularly the 'difficult' combinations on piece have seen remarkable market price increases. Even some simple rates, like the 15ct single inland letter rate of 1964 is severely underpriced at Hfl 7.50. Your reviewer would gladly pay *twice* that amount for an unlimited number of such covers.

In summary: a welcome new edition of a popular, and rapidly changing field.

F.R.

Eerste Dag Brieven. (First Day covers) Speciale Catalogus van Nederland en Overzeese Rijksdelen, by C. Avezaat and H. Okker, 7th edition 1987-88, 136 pp, illust. Published by the NVPH. ASNP price \$12.00. Code 1987-9.

For many years in the 1955-1975 era, the colorful NVPH first day covers kept falling into your reviewer's mail box, thus maintaining the only link between him and the realm of Philately. Ultimately, this drew him back into active philatelics, so he still has a soft spot in his heart for first day covers. The Avezaat/Okker catalogue has been for long years now an indispensable guide for all FDC enthusiasts. It was therefore with heavy heart, that two years ago we wrote a rather critical review when the 6th edition appeared. Today, we must report that none of our criticisms have been acted upon. So, we will repeat our points and add a few more shortcomings to the list.

We deplore the omission of almost all other FDC's, shortly after 1950, coincident with the start of the NVPH series. The explanation (there are so many of them) is unacceptable, since that very plurality is the reason we *need* such a special catalogue. If the authors persist in this omission, they should draw the consequences and remove the word "speciale" from the sub-title. Actually, there are only three or four other commercial FDC's beyond the NVPH, so their listing would not require all that much extra space.

Then, we drew attention to the rather unbelievable fact that right from 1950 onwards, virtually all NVPH covers have been found with errors such as lacking color, different spelling, or what have you. These items are listed in the A.O catalogue with CV's of Hfl 200.00 up to Hfl 2000.00, so we surmise that every time it concerns very small numbers. We repeat that we consider it simply unbelievable that a printer would not be able to produce these cacheted envelopes without making at least one major error every year. Let us state it even more positively: we consider this unending series of errors evidence that someone, familiar both with philately and with the printer, is deliberately creating these errors. The counter argument, that quite a few errors were detected only years later, really is no argument at all; it just shows that our friend the rip-off artist is careful in his planting of the errors. There is yet another piece of evidence: starting with E-41 (Child 1959) cachet *proofs*, complete with stamps and special F.D. cancel, are listed in this catalogue, usually with one or more different colors in the cachet. After 1962 these proofs turn up with great regularity and again we profess to being incredulous. In this era of felt tip pen technology, it takes a graphic artist only minutes to create a good impression of how a cachet would look with one color replaced by a different one, so we question really the *need* for such printed proofs. Furthermore, *if* proofs were needed, only *one* would suffice; that would be in the printer's archive and all others (if any) should have been shredded. The clincher is that these proofs would not need to have stamps on them; indeed they *could* not, because these stamps and the special cancel would be unavailable at the time of printing. Monkey business of a 'philatelist' close to the printing plant is the only rational explanation we can think of. If there exist collectors, naive enough to pay big money for this bogus material, so be it, but that is no excuse for a self-respecting catalogue, to give this fraudulent material the prominent play that it now enjoys. A small note, indicating the existence of 'errors' and 'proofs' should suffice. This would create lots of space to list the major items more comprehensively, without swelling the catalogue to undue fatness.

In the foreword to the 7th edition, the authors write: 'especially with regards to the Netherlands itself, many changes have occurred.' Your reviewer

therefore undertook to compare in a line by line search, the 7th with the 6th edition. We found a grand total of 13 changes, usually indicating that an earlier stamp or cover has been found. In our opinion this constitutes 'very few' rather than 'many'.

The authors also say: "for a number of stamps the known date of service order could be replaced by the actual date of issue". Well now, we found exactly *two* such cases in the entire catalogue. Does that constitute 'a number' ("diverse" in Dutch)? We think not. True, there are some price adjustments throughout the catalogue as well, but all of these are minor, usually around the 10% mark.

Taking everything together, we would conclude that there was no need for this 7th edition. We have a typical case here, of a catalogue in need of a new, hard-nosed editor, who has the courage *and* the know-how to put the knife to work. At such a time, a hard look at the authors' notation system will also be essential. Take the following example: asterisk * means 'date from literature reports, no actual examples known'. Similarly -* means 'no actual stamps or covers known with this date, but this date has been verified!' RRR means 'extremely rare' (but still at least *one* known to exist!). Therefore, logically, a notation like '* RRR' or '-* RRR' would be self contradictory. Yet, the authors use these combinations abundantly and claim that it then means that stamps and/or covers *are known* with that date. The authors should try to talk to a library scientist or anyone else familiar with coding systems. They might learn about 'uniqueness', 'mutual exclusivity', 'overlapping', 'complimentary' vs. 'supplementary' and similar aspects. Again, we find ourselves suggesting that an outside editor be sought.

In the meantime, if you have already a 5th or 6th edition, we suggest that you not buy this 7th edition; it is simply not worth the money.

F.R.

De puntstempels van Nederlands-Indie. (The numeral cancellations of Netherlands Indies) by P.R. Bulterman. Published by PO & PO ("postzak" No 153), 47 pp, illust., 1987. ASNP price \$4.00, code 87-10.

It has taken until 1980 before all 120 numeral cancels of N.E.I. were assigned to their respective post offices. Another point of interest is, that the N.E.I. numeral cancellers were made, not of steel (as in the Netherlands and most other countries), but of bronze or brass, which caused rapid wear, with corresponding deterioration of the mark, and frequent replacement of the canceller in larger centers. All these variations have now been described by Mr. Bulterman. To begin with, there is a list of post offices in numerical order. It starts with #1, the cancel of Weltevreden. There were a total of six

cancellers used at this post office, described briefly, with the approximate dates of introduction. Also described is the fashion in which the canceller wore out.

The second part consists of semi-transparent sheets, with actual-size drawings of the cancels, with their types, sub-types and deterioration pattern. This part is probably the most useful, as the sheets can be overlaid on actual stamps, cards and covers.

The third part is a value point system table. Again this is in numerical order, but for each numeral there is a separate valuation for each stamp it may occur on (essentially the Willem III and 1883 numeral issues, plus the 1874 and 1882 postage due issues). The catalogue point system ranges from 1 to 1000.

Altogether a very welcome catalogue.

F.R.

Filatelie Informatief. Part 16. Published by Samsom Uitgeverij. ASNP code number 85-9, price \$ 8.50. By subscription only.

This issue of about 60 pages is dated June 1987, although it arrived at your reviewer's desk in early September. Just as they appeared to catch up, SAMSOM is late again, because this is only the first issue of 1987.

Both color pages are taken up by all the King Baudoin (design Elstrom) stamps that ever were issued, including the railway and military variants. A few text pages conclude this study.

J. Voskuil has a 25-page contribution regarding the freedom from franking by military personnel. This required, of course, a thorough study of all the Royal Decrees and PTT Bulletins pertaining to this matter. Then, knowing all the rules for each period, it is interesting to see the philatelic traces left on the post cards and the covers. Interesting, yes, but rather tough going through the morass of rules and regulations.

The second major article is from the pen of J. Vellekoop. It deals with the history of the philatelic journals in the Netherlands till 1950. The first journal started in February 1869, but it lasted no longer than 8 issues till January 1870. This is typical for most of the newsletters and magazines of the 19th century. One, however, begun in 1884, is still alive: the "Nederlandsch Tijdschrift voor Postzegelkunde" merged in 1921 with the "Philatelistisch Maandblad", to become the still existing "Nederlandsch Maandblad voor Philatelie". Many of the magazines discussed are shown in photo reproduction; these front pages in themselves are worth a close study. The article reaches 1920, when it is cut off, actually in mid-sentence, so that we will have to wait till the next issue to read about the more modern times.

F. R.

As was reported already in the 'Newsletter' of last July, it is now possible in the Netherlands to send mail with 'acknowledgement of receipt'. (A.R. = Avis de Reception).

This service started on May 1, 1987. More precisely, we ought to have stated that this service is available *again*, since the A.R. service used to be available, more than a century ago, even on international mail. The new A.R. service is available only *within* the Netherlands and requires a piece of stationery to be affixed to the cover in question. The top copy, of this new form P2165, bears the addresses of sender and receiver, along with a cancel strike of the post office of issue (see figure 1).




Figure 1




Figure 2

The bottom copy, which usually bears the franking stamps, remains glued to the cover and is delivered (see figure 2). The middle copy is signed on the reverse, first by the delivery man and then by the receiver (see figure 3). Back at the post office this card gets a cancel (also in figure 3) and is then returned to the sender, whose name and address is on the obverse side.

The service is expensive, witness the Hfl 5.00 franking on the piece shown in figure 2; but apparently there is a demand for this service, which supplements the registration service, the latter of which only provides proof of sending.

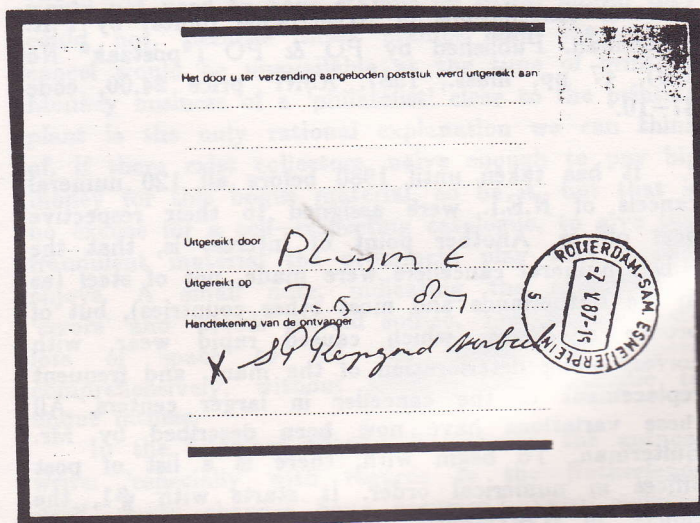


Figure 3

THE P.T.T. AEROGRAMMES

By Paul E. van Reyen and C. Stapel*

GOD bless the small stamp shows! That is where we, accumulators, pick up a lot of "junk," although what is junk to one collector may be a veritable treasure to another.

In the course of time I acquired in this way some aerogrammes that I could not find in ten Geuzendam's catalog of postal stationery. Although I also had in my library a copy of René J. Kuypers' book PTT Philatelic Service: The Netherlands, I had not spotted the photo on page 75 until it was pointed out to me. The text with this photo reads:

This is the official airletter sheet of the Netherlands Postal Administration Headquarters. It is quite similar to the regular Dutch airletters, except it lacks a stamp imprint. By UPU agreements these sheets could be mailed unfranked. Otherwise, they come in three languages: Dutch, French and English. Outside text is dark blue, inside text in black.




Figure 1

In the meantime I had written to Mr. ten Geuzendam, asking him why he didn't list these aerogrammes, whereupon he answered: They were not available to the public, so I didn't list them.

A few years the matter rested there, until I met Mr. E. Stuit of the Philatelic Service of the Netherlands at Capex who promised help in any outstanding research question. Him I wrote, and by and by I received an answer which took my breath away. It also indicated that the writer had contacted Mr. C. Stapel, who, I think, knows more about Dutch

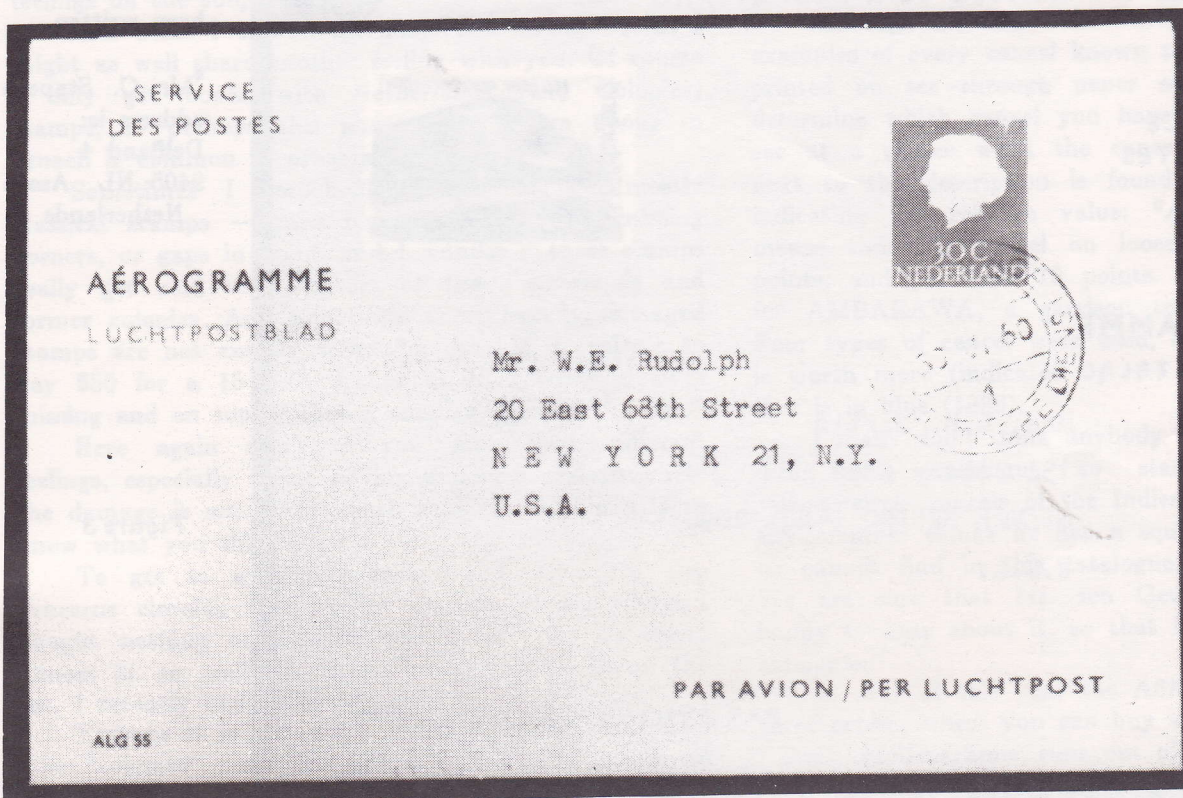


Figure 2

postal stationery than anyone else in the world.

Mr. Stuit's contribution was a copy of the "history card" of the Haarlem branch of the PTT, the Service for Stamps and Postal Stationery, for "Aerogrammes for official use, Model 55." But before I divulge the contents of the history card, I must mention that Kessler's stationery catalogue has a listing, too, for "Official Aerograms" of the Netherlands. It lists three types, under 1950, 1955 and 1960, numbered, respectively, 201, 202 and 203. In the following table we will give you the main items of the history card:

Order date	Delivery date	Order No.	Totals	Remarks
12-30-49	5-11-50	753	30,900	
6-3-54	9-20-54	624	27,900	New design
4-16-56	5-30-56	361	15,803	+ new paper
7-11-62	9-20-62	185	9,007	Some changes
12-24-65	-	799	20,002	Deletion of "Alg 4720"
7-18-66	-	22	21,602	

Although the table gives us six deliveries, the last two were identical and cannot be distinguished from each other. Thus we have five different official aerogrammes.

These aerogrammes differed from the ones sold to the public in that there was no stamp imprint in the upper right hand corner, and instead of "Luchtbrief" in the upper left hand corner "Service des Postes."

We will here give a "catalogue" of these aerogrammes:

1. 1950 Size 123 x 88 mm (when folded) corresponds to G(euzendam) No. 3^o (only one gummed flap at the top) See Figure 1.
2. 1954 Size 150 x 100 mm corresponds to G No. 7, with "ALG 55" on light-gray paper (color of G Nos. 3-8) See Figure 2.
3. 1956 Size 150 x 100 mm but on light greenish blue paper (as G No. 9 etc.)
4. 1962 Size 150 x 100 mm on light greenish blue paper, without "ALG 55" but under "Ruimte voor sluitklep" is found "Alg 4720" See Figure 3.
5. 1966 Identical to No. 4, but without "Alg 4720"

*Kessler No. 201 is obviously identical to our No. 1, and likewise Kessler Nos. 202 and 203 are identical to our Nos. 2 and 3.

We have not been able to check on Rene Kuypers' statement that the aerogrammes come in three languages. The three aerogrammes shown here all have the inside text in English which may be explained by assuming that correspondents in the U.S.A. received the English text. Hence, we would welcome any information on aerogrammes which have a Dutch or French text inside. Information can be sent to either of the authors.

We thank Mr. E. Stuit of the Netherlands Philatelic Service for his help, and also the Service for Stamps and Postal Stationery at Haarlem for supplying the "history card", without which

this article could not have been written.

*Mr. C. Stapel's address is:
Delfland 4
9405 NL Assen
Netherlands




Figure 3

THINKING OUT LOUD

Perhaps this could turn into a regular feature, but don't bet on it. I really don't know if I'll have something worthwhile to think about every three months. But so far...

I don't know how many of you get circuits, either from the APS or the Royal. Have you ever got a nice-looking stamp you needed and on pulling it from the book discovered that it had about four or five old-fashioned hinge rests. You know, the ones that cover the top half of the stamp in the back. Perhaps some of you had already stamped the circuit book with your private stamp, indicating that you had bought the stamp. And then comes the sad point. Upon soaking the hinges off you find a very nice even thin under all those hinges. What to do?

This has happened too often to me so now IF I want a heavy-hinged used stamp I first soak, and then stamp the book or return the now hinge-less stamp to the book. Needless to say, I am getting very suspicious when I discover a circuit book where most of the used stamps on lifting display a lot of hinges. I don't want to call the owners of these circuit books "crooks," but I have my doubts about them.

Perhaps I am too rigid but I feel that if one spends all that time in preparing a circuit book, one might just as well spend some more time to soak off old hinges BEFORE putting the stamps in the book. It will make for less unpleasant surprises and better feelings all around.

Some of you may think differently about this. If you do, please let us know, and we will publish your feelings on the subject.

And while I am on the subject of circuit books, I might as well share another feeling with you. Of course I only get books with Netherlands (and Colonies) stamps, so perhaps this phenomenon I am about to broach is common to other areas as well.

Sometimes I see books where the - mostly classical stamps - have big visible tears, or missing corners, or gaps in them, and I wonder if these stamps really get sold to collectors of the Netherlands and former colonies. And sometimes these heavily damaged stamps are not exactly "cheap" either. Is it realistic to pay \$50 for a 15 cent orange of 1852 with all sides missing and on top of that a smudged cancel?

Here again some of you may have different feelings, especially about buying damaged stamps where the damage is not visible, such as a heavy thin. Let us know what you think!

To get to a more pleasant subject, which also concerns circuits, after a few months during which I bought nothing out of the books, but had to spend almost \$3 to mail the circuit to the next one on the list, I recently had much better luck.

Perhaps it is because I am now using the circuits (the "colonies" ones that is) to dig little gold nuggets out of what at first blush seems a much overworked

mine. To give one example: a 12 1/2 cent blue of Netherlands Indies with overprint BUITEN BEZIT showing part of a straight-line cancel, namely FAK. Especially after reading the recent articles in this journal about Netherlands New Guinea, you may immediately "guess" that this is a rare cancel FAKFAK. The time seems right - the straight-line cancel lasted until 1912, and the JAVA and BUITEN BEZIT overprints were issued in 1908. For the time being I'll treat it as a big gold nugget.

There are other finds which any collector whose stamps are getting complete, and who is looking for another area of collecting, can accomplish. Have you ever thought of building - slowly, slowly - a collection of Netherlands Indies numeral cancels? It can be done and the circuit books could become very important. With some exceptions almost all numbers above 50 are good nuggets, and above 100 they are not only good, but big as well. One exception is, of course, 108, Medan, which because of the phenomenal growth of the plantation cultures in East Sumatra in the last decades of the 19th century became quite common. But there are many other, undetected numeral cancels out there in the circuit books, which will slowly enable you to bring together quite a nice collection. After all, there are only 120 cancels, although some DO have more than one type.

Another worthwhile area is provided by the square-circle cancellations, which is made simpler because we do have a catalogue available, the not-enough-praised De vierkantstempels van Nederlands-Oost-Indië: 1892-1916, by A.W. ten Geuzendam, which came out in 1976, but which hasn't aged a bit.

Although the text is in Dutch, of course, there are examples of every cancel known to Mr. ten Geuzendam printed on see-through paper so that it is easy to determine which cancel you have. And every one can see at a glance what the cancel is "worth" because next to the description is found a simple system of indicating the relative value: "A: 3 B: 10 punten" means that the cancel on loose stamps is worth 3 points, and on cover 10 points. This, by the way, is for AMBARAWA, a garrison town in Central Java. Four types of cancel were used, of which the first one is worth more (indicated by ++ after the description) if it is in blue (1896).

I really don't think anybody would have trouble in using this catalogue to start a collection of square-circle cancels of the Indies. And by the way, if any member thinks he has a square-circle cancel that he cannot find in this catalogue, please let us know. We are sure that Mr. ten Geuzendam will also be happy to hear about it, so that he can "complete" his catalogue.

In July of this year the ASNP bookstore still had three copies, which you can buy at \$14 (postpaid). And if Mr. Mollenkramer runs out of copies he can always order more.

Finally, to end on a cheerful note, the Speciale Catalogus for 1987-1988, which I will not review for the journal, has at long last decided to change the text under Surinam No. 58 and 59, in which it used to claim that this local 5-ct stamp was printed from two plates of 50 subjects. The text now reads: "The printing plate consisted of 50 subjects, which were printed upside down in regard to each other which caused the tete-beche pairs (5th and 6th stamp in each row)." About ten years ago our journal already pointed out that one plate was used to print this stamp. And by the way, why was the perforation variety "honored" with a main number? Nowhere else is this found.

Paul E. van Reyen

RECTIFICATION

In Volume 11, No. 4, June 1987, an article can be found about the overprinted floating safe stamps of Surinam. In it the announcement was made that finally a Plate 2 of the 12 1/2 cent overprint was found. A photo of this "find" is Figure 3.

The photo passed by the author and the editor, but not Mr. Holstege in the Netherlands who wrote

to the author that "his" Plate 2 was not a Surinam stamp, but the well-known Plate 2 of the 12 1/2 cent of Curacao. Did we see red? You bet! Let's hope this kind of thing does not happen again.

NOTICE

NETHERLANDS ANTILLES/CURACAO

This is in reference to the handbook *A Postal History of Curacao*, by Frank W. Julsen and A. M. Benders, published by J. L. van Dieten, The Hague, The Netherlands. (English language, 626 pages, hard cover).

Attention is called to the appointment of Dr. Frans H. A. Rummens, 94 Munroe Place, Regina, Canada S4S 4P7, as recipient of information concerning additions to the subject of Curacao postal history. Such material will be published periodically in the form of an Addendum in the Journal of the American Society for Netherlands Philately. All data and inquiries should be directed to Dr. Rummens.


This handbook can be ordered from our bookstore by members. Please write to Fernand H. Mollenkramer, 6301 Downey Avenue, Long Beach, CA 90805.



Phil R. Zwart b.v.

Van Baerlestraat 140, 1071 BE Amsterdam,
The Netherlands, Phone: 011-31-20-624490

MEMBER



OUR SHOW-SCHEDULE FOR 1987/88 IN THE U.S.A.:

ASDA Nat'l Show New York	Miami Stamp Expo Miami Beach	ARIPEX '88 Phoenix	Chicago '88 Rosemont	Interpex '88 New York
October 22-25	January 15-17	January 22-24	January 29-31	March 17-20

We always bring a specialized stock of world-wide classic and better stamps and covers, and of course a large stock of The Netherlands and Colonies.

But... when you want to be sure we bring *YOUR* wants, write or phone us before with detailed wishes! We specialize in better quality stamps and covers, varieties, etc., etc.

COME AND SEE US AT THE SHOW
OR WRITE FOR YOUR ORDER!